

SOLOMIX 2



SOLOMIX 2

Mixer feeder wagons
model 1000 - 3200

Trioliet. Invents for you.

 **TRIOLIET**
FEEDING TECHNOLOGY

Trioliet feeding technology | since 1950



Feeding with perfect precision

Trioliet was established by the three Liet brothers in 1950. This family business specialises in the development, production and delivery of mechanised and automated customised solutions for the feeding of ruminant livestock. Sustainability and efficiency are important objectives for modern and professional dairy and beef farmers. The latest technological innovations are used in the development of the machines. Trioliet has various patents in its name, which not only make the machines unique, but also extremely efficient and user friendly. Feeding with perfect precision is the rationale we base everything on and this fits in with the wishes and needs of modern livestock breeders and contractors.

www.trioliet.com

 **TRIOLIET**
FEEDING TECHNOLOGY

Over 60 years of innovation



Perfect accuracy is
our starting point



Index

2 3	Trioliet
4 9	SOLOMIX 2
10 11	Precision instruments and TFM Tracker
12 13	Straw blower Solomix P2
14 15	Unique features Solomix 2
16 17	Discharge options
18 19	Accessories
20 27	Technical specifications

Solomix 2



Compact, but spectacular in performance

The Solomix 2 is a compactly constructed mixer feeder wagon and can be delivered with a capacity from 10 up to 32 m³/350-1,150 cu.ft. For both large and small livestock breeders and for every specific situation Trioliet has the appropriate mixer feeder wagon. The Solomix 2 can be made to measure, if desired. Its specific characteristics and high quality make the mixer feeder wagon unique, efficient and very easy to work with.





4 | 5

The standard model is complete

All Solomix 2 mixer feeder wagons are equipped with 2 mixing augers, long-lasting auger bearings and stable auger bases, which are supported by a solid chassis. The patented '**Horizontal flow**' **system** ensures perfect mixing of the feed. The Solomix 2 series can be delivered in various discharge options at the front, side or rear of the machine.

▴ ▴ This compact machine can be
delivered custom made ▴ ▴

Solomix 2



The details make the difference

On the inside of all Solomix 2 mixer feeder wagons asymmetrical triangles or offset inserts are fitted. The asymmetrical inserts force the feed to be mixed even in the horizontal direction. This **'Horizontal flow'** quickly leads to an optimum, homogeneously mixed ration and a quick and even discharge. Trioliet holds the patent on its form and positioning.



Patented Trioform auger knives

The Trioform auger knives are mounted at horizontal position on the auger flighting. This ensures an optimum cutting performance with less resistance in the feed (fuel saving). The patented Trioform auger knives are self-sharpening and the special shape lead up to a higher strength and long life.



Solomix 2



Auger and mixing tub technically thought through

The mixing augers and the mixing tub have been well thought through technically. The unique 'Twin stream' augers have two symmetrical dispenser arms, which ensure that the feed is discharged quickly and evenly. Even small mixtures are mixed quickly and accurately because of this. The mixing tub is provided with robust walls which are highly wear-resistant. The special **wear ring** ensures greater stability and resistance to wear at the bottom of the mixing tub, where the pressure on the tub wall is the greatest.





Shifttronic reduction gearbox: Fuel efficient and less wear and tear

For the vertical mixer feeder wagons larger than 18 m³/650 cu.ft. Trioliet has developed the 2 and 3 speed Shifttronic Reduction gearbox, which makes it possible to shift automatically to a higher mix and discharge speed in a number of steps. Based on the specific weight of the ration, the shifting moment can be programmed. There is a maximum of five programs which can be determined. The Power shift guarantees the longer lifespan of the tractor's power take-off shaft coupling and the machine's drive shaft line. A considerable amount of fuel is also saved, because the tractor runs continuously at optimum torque.

Precision instruments



Precision demands advanced instruments

Healthy livestock demands the best feed available. Apart from this, accurate and proper feeding saves costs and is less stressful on the environment. An indispensable option on every Solomix 2 mixer feeder is the "Triotronic" electronic weighing system. This is a standard fitting with three robust weighing bars, which ensure maximum stability. At every weighing bar two measurements are taken. The average value calculated ensures optimum precision. The stable produced weighing bars are insensitive to peak loads while moving. The digital weight indicator is well protected by its shockproof, watertight housing.



Trioliet Feed Management system for optimum feeding

The Solomix's weighing equipment can be extended with the advanced Trioliet feed management program 'TFM Tracker'. With this system, rations can be programmed, optimised and controlled - an optimum system enabling very exact discharge.

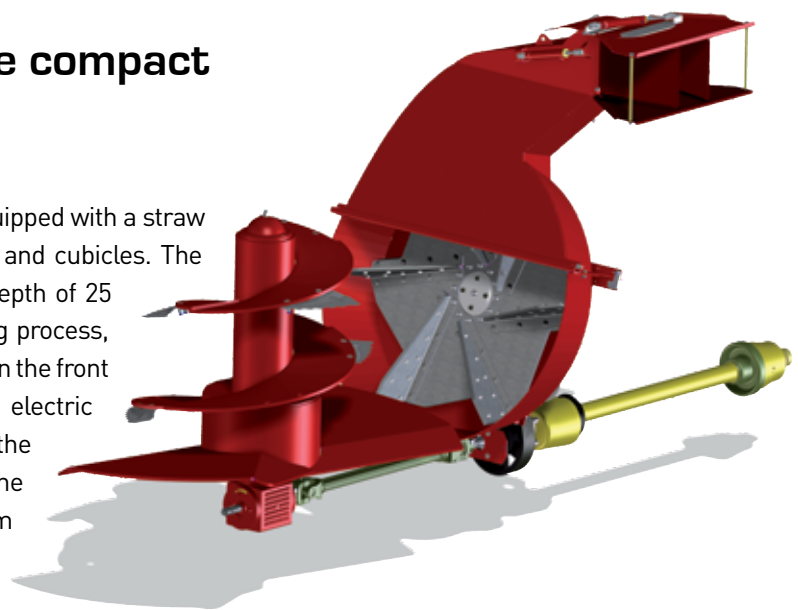


Solomix P2



Optimum spreading with the compact Solomix P2


The Solomix P2 is a side discharge mixer feeder equipped with a straw blower for distributing straw in deep litter houses and cubicles. The powerful straw blower can spread straw up to a depth of 25 metres / 82'. For an optimum view of the spreading process, the mechanically powered straw blower is situated on the front of the machine. The machine is equipped with an electric remote control as standard, meaning that all of the machine's functions can be easily operated from the tractor cab. To reduce dust emissions, a spray system is available as an option.






Simple and reliable drive

The straw blower is equipped with a mechanically powered turbine. The turbine is located at an angle directly on the mixer cart without the intervention of additional components or a gear box. This therefore allows for a compact method of construction. The turbine is extremely efficiently powered via several drive belts (after work is finished, the turbine can slow down and come to a standstill on its own without having to place any extra strain on the drive train). The blow/ejection wheel is fitted with detachable blades in order to make maintenance simple. The discharge opening of the blowing pipe is hydraulically operated in terms of both its height and width, so that straw can be spread in every desired area of the stable.



Unique features Solomix 2

**Fuel saving, long-lasting usage
and best mixing result**



1 Horizontal Flow by Offset Inserts | The Solomix 2 is equipped with patented Offset Inserts, for interaction between the front and rear mixing chambers (forced horizontal mixing), resulting in a quick and homogeneous mixing and a consistent and complete discharge.

2 Wide observation window for perfect view at the mixing process | Not for all models.

3 Unique weighing system | Three heavy duty weigh bars provide maximum stability. Every weigh bar has double sided strain gauges for maximum accuracy. The weight indicator is placed in a rugged indicator case of high-impact durable material.

4 Unique bearing construction | The auger bearings include a maintenance-free conical roller bearing at the top and a sinter sleeve bearing at the bottom. This bearing construction will absorb all axial and radial auger forces. The large bearing distance ensures maximum stability and a long life.

5 Integrated chassis for long life time | All Trioliet mixer feeders have a very stable auger construction, supported on the chassis. As a result all forces on the mixing auger are directly absorbed by the chassis.





6 Trioform auger knives: less resistance, less fuel | The patented shape of the auger knives reduces the resistance. Because of this, fuel is saved. The Trioform auger knives are also self-sharpening and the special shape lead up to a higher strength and long life.

7 Stronger and hard-wearing augers through overlapping welding.

8 Twin Stream augers for better performance | The optimum auger shape of the Twin Stream auger result in a quick and homogeneous mixing action at a low power requirement (low diesel consumption). Even and quick discharge caused by the two symmetrical dispenser arms.

9 Trioliet wear ring for stability and long life time | The special Trioliet wear ring ensures a long life of the mixing tub.

10 Access to any stable | Sturdy Trioliet tires underneath the mixer feeder wagon ensure a low machine height. These mixer feeders are very suitable for skid loader and fit in low barns.

11 Rubber hay ring | The flexible solution for volume-rich material.

Discharge options



The perfect solution for any farm situation

The Solomix 2 is available in different discharge options. The front discharge machines are available from 10 to 32 m³/350-1,150 cu.ft. in three different discharge options. One can choose from a high, a low or a wider discharge unit. The wider unit has more capacity and is particularly suitable for the larger mixer feeder wagons from 24 m³/860 cu.ft. For the transport, there is a choice of various possibilities: a synthetic conveyor belt, a conveyor chain, a curved conveyor chain, an adjustable elevator chain or side discharge doors. Side discharge is an excellent choice for any standard situation. The machine with side discharge is also available as Solomix P2 and can be equipped with a straw blower to distribute straw in deep litter stables and in cubicles. For any situation, such as low temperatures, small or wide feed alleys or feeding troughs, an appropriate choice can be made.



Security camera at the back of the mixer feeder →

Discharge units

- VLH** = Front discharge
- L** = Low discharge unit
- X** = Heavy duty mixer with wide discharge unit
- B** = Conveyor belt
- K** = Conveyor chain
- C** = Curved conveyor chain
- S** = Adjustable elevator chain
- P** = Straw blower / bedder
- T** = Tandem axle
- ZK** = Side discharge doors

If desired, any VLH type can be fitted as an option with a side shift, whereby the entire discharge unit can be pushed into a sideways direction.



Accessories



< Dust control
Solomix P



< Magnet kit with
hanging magnets



< Reduction
gearbox



< Adjustable chain
conveyor



< Cross conveyor
belt at the rear
(ALH-B)



< Rubber hay ring



< Electric operation



< Chain conveyor
with side-shift



Accessories



< Shifttronic
2-speed
Reduction
gearbox



< Bowden-cable
operation



< Hydraulic
Jack




< Offset
drawbar



< Rear pre-mix
door



< Hydraulic
operation
of restrictor blades



< Electric operation
for reduction
gearbox



< Manual adjustable
discharge chute
with magnet kit

Solomix 2 | 1000 - 2000 | VLL - B



Standard features

- Cross conveyor belt at front
- Trioform auger knives
- Wide-angle PTO shaft
- Two Twin Stream augers
- Adjustable and reversible drawbar
- Bowden cable control
- Hydraulic brake system
- Two restrictor blades
- Wear ring
- Two single wheels

MODEL		1000 VLL-B	1200 VLL-B	1200L VLL-B	1400 VLL-B	1600 VLL-B	1600L VLL-B	1800 VLL-B	2000 VLL-B
Discharge		Cross conveyor belt at front							
Capacity	m³/cu.ft.	10/350	12/430	12/430	14/500	16/570	16/570	18/650	20/715
Overall length	m/Inch	5,63/222"	5,69/224"	6,06/239"	6,08/239"	6,11/241"	6,60/260"	6,61/260"	6,67/263"
Overall width	m/Inch	2,12/83"	2,15/85"	2,29/90"	2,29/90"	2,29/90"	2,44/96"	2,44/96"	2,44/96"
Overall height	m/Inch	2,40/94"	2,67/105"	2,48/98"	2,74/108"	2,92/115"	2,59/102"	2,75/108"	2,95/116"
Track width	m/Inch	2,05/81"	2,05/81"	2,29/90"	2,29/90"	2,29/90"	2,42/95"	2,42/95"	2,42/95"
Discharge height*	m/Inch	0,55/22"	0,55/22"	0,55/22"	0,55/22"	0,55/22"	0,55/22"	0,55/22"	0,55/22"
Width of cross conveyor belt	m/Inch	0,75/30"	0,75/30"	0,75/30"	0,75/30"	0,75/30"	0,75/30"	0,75/30"	0,75/30"
Net weight	kg/Lbs	3.420/7,540	4.410/9,720	4.600/10,140	5.700/12,570	5.900/13,010	5.950/13,120	6.350/14,000	6.600/14,550
Maximum load	kg/Lbs	4.000/8,820	4.500/9,920	5.000/11,020	6.000/13,230	6.600/14,550	6.550/14,440	7.400/16,310	8.000/17,640
Number of auger knife positions		6	7	8	8	8	8	8	8
Number of knives mounted per auger		3	4	5	5	5	5	5	5
PTO Drive		540	540	540	540	540	540	540	540
Power requirement PTO	hp (kW)	66 (48)	66 (48)	75 (55)	75 (55)	82 (60)	85 (62)	85 (62)	96 (70)
Wheels (2x)		315/80 R22.5 18 PR							
Required hydraulic capacity		20 l/min., 170 bar/ 5 gallons/min., 2,500 psi							
Required tractor hydraulics		1 single acting valve							

* Top side of belt conveyor

Solomix 2 | 1200 - 1600L | VLL - S



Standard features

- In height adjustable chain conveyor at front
- 2 Restrictor blades
- Directly operated by tractor hydraulics
- Trioform auger knives
- Open and adjustable drawbar with drawbar eye /clevis
- 2 Twin Stream augers
- Wide-angle PTO shaft
- Hydraulic brake system
- Wear ring

MODEL		1200L VLL-S	1600L VLL-S
Discharge		Adjustable chain conveyor at front (right or right and left)	
Capacity	m³/cu.ft.	12/430	16/570
Overall length	m/Inch	6,06/239"	6,60/260"
Overall width	m/Inch	2,29/90"	2,44/96"
Overall height	m/Inch	2,48/98"	2,59/102"
Track width	m/Inch	2,29/90"	2,42/95"
Discharge height**	m/Inch	0,85-1,07/39"-78"	
Width of chain conveyor	m/Inch	0,75/30"	0,75/30"
Standard length of chain conveyor	m/ft.	0,90/3 ft.	0,90/3 ft.
Net weight	kg/Lbs	4.700/10,360	6.000/13,230
Maximum load	kg/Lbs	5.000/11,020	6.500/14,330
Number of auger knife positions		7	8
Number of knives mounted per auger		4	5
PTO Drive		540	540
Power requirement PTO	hp (kW)	75 (55)	96 (70)
Wheels (2x)		385/65 R22.5 18 PR	
Required hydraulic capacity		20 l/min., 170 bar/ 5 gallons/min., 2,500 psi	
Required tractor hydraulics		2 double acting valves	

* Maximal wall or bunk height ** Depending on length of chain extension (0.6m - 1.8m)

Solomix 2 | 1200 - 2000L | VLH - B



Standard features

- Cross conveyor belt at front
- Wide-angle PTO shaft with 1 $\frac{3}{8}$ "-6 profile
- Adjustable and reversible drawbar
- Bowden cable control
- Hydraulic brake system
- Wear ring
- Two Twin Stream augers
- Two Restrictor blades
- Two large single wheels
- Trioform auger knives

MODEL		1200 VLH-B	1500 VLH-B	1600 VLH-B	1800 VLH-B	2000 VLH-B	2000L VLH-B
Discharge		Cross conveyor belt at front					
Capacity	m³/cu.ft.	12/430	15/540	16/570	18/650	20/715	20/715
Overall length	m/Inch	6,19/244"	6,56/258"	6,60/260"	7,08/279"	7,14/281"	7,50/295"
Overall width	m/Inch	2,16/85"	2,30/91"	2,30/91"	2,30/91"	2,30/91"	2,44/96"
Overall height	m/Inch	2,50/98"	2,63/104"	2,76/109"	2,83/111"	3,01/119"	2,66/105"
Track width	m/Inch	1,71/67"	1,91/75"	1,91/75"	2,15/85"	2,15/85"	2,15/85"
Length cross conveyor belt	m/Inch	2,00/79"	2,00/79"	2,00/79"	2,29/90"	2,29/90"	2,44/96"
Discharge height*	m/Inch	0,74/29"	0,74/29"	0,74/29"	0,88/35"	0,88/35"	0,88/35"
Height bottom of belt	m/Inch	0,53/21"	0,53/21"	0,53/21"	0,66/26"	0,66/26"	0,66/26"
Width of cross conveyor belt	m/Inch	0,75/30"	0,75/30"	0,75/30"	0,75/30"	0,75/30"	0,75/30"
Net weight	kg/Lbs	5.000/11,020	5.600/12,350	5.700/12,570	6.200/13,670	6.900/15,210	6.900/15,210
Maximum load	kg/Lbs	4.500/9,920	5.000/11,020	5.000/11,020	7.300/16,090	6.600/14,550	6.600/14,550
PTO Drive		540	540	540	540	540	540
Power requirement PTO	hp (kW)	82 {60}	85 {62}	85 {62}	102 {75}	102 {75}	112 {82}
Number of auger knife positions		7	8	8	8	8	8
Number of knives mounted per auger		4	5	5	5	5	5
Wheels		400/45 L17.5			435/50 R 19.5		
Required hydraulic capacity		20 l/min., 170 bar/ 5 gallons/min., 2,500 psi					
Required tractor hydraulics		1 single acting valve					
* Top side of belt conveyor							

Solomix 2 | 2000 - 2400 | VLH - B - T



Standard features

- Cross conveyor belt at front
- Bowden cable control
- Adjustable and reversible drawbar
- Hydraulic brake system
- Tandem axle with four single wheels
- Wide-angle PTO shaft with 1 $\frac{3}{8}$ "-6 profile
- Two Twin Stream augers
- Two Restrictor blades
- Wear ring
- Trioform auger knives

MODEL		2000 VLH-B-T	2400 VLH-B-T
Discharge		Cross conveyor belt at front	
Capacity	m³/cu.ft.	20/715	24/860
Overall length	m/Inch	7,13/281"	7,20/283"
Overall width	m/Inch	2,30/91"	2,44/96"
Overall height	m/Inch	3,04/120"	3,25/128"
Track width	m/Inch	1,87/74"	1,87/74"
Length cross conveyor belt	m/Inch	2,29/90"	2,29/90"
Discharge height*	m/Inch	0,91/36"	0,91/36"
Height bottom of belt	m/Inch	0,69/27"	0,69/27"
Width of cross conveyor belt	m/Inch	0,75/30"	0,75/30"
Net weight	kg/Lbs	7.200/15,870	7.700/16,980
Maximum load	kg/Lbs	8.800/19,400	10.000/22,050
PTO Drive		540	540
Number of auger knife positions		8	10
Number of knives mounted per auger		5	7
Power requirement PTO	hp (kW)	102 (75)	109 (80)
Wheels (4 x)		295/60 R 22.5	
Required hydraulic capacity		20 l/min., 170 bar/ 5 gallons/min., 2,500 psi	
Tractor hydraulic requirements		1 single acting valve	
* Top side of belt conveyor			

Solomix 2 | 1200 - 2000L | VLH - K



Standard features

- Cross conveyor chain at front
- Two Twin Stream augers
- Two Restrictor blades
- Bowden cable control
- Hydraulic brake system
- Wide-angle PTO shaft with 1³/₈"-6 profile
- Adjustable and reversible drawbar
- Two large single wheels
- Wear ring
- Trioform auger knives

MODEL		1200 VLH-K	1500 VLH-K	1600 VLH-K	1800 VLH-K	2000 VLH-K	2000L VLH-K
Discharge				Chain conveyor at front			
Capacity	m³/cu.ft.	12/430	15/540	16/570	18/650	20/715	20/715
Overall length	m/Inch	6,19/244"	6,56/258"	6,60/260"	7,08/279"	7,14/281"	7,50/295"
Overall width	m/Inch	2,30/91"	2,30/91"	2,30/91"	2,30/91"	2,30/91"	2,44/96"
Overall height	m/Inch	2,50/98"	2,63/104"	2,76/109"	2,83/111"	3,01/119"	2,66/105"
Track width	m/Inch	1,71/67"	1,91/75"	1,91/75"	2,15/85"	2,15/85"	2,15/85"
Length cross conveyor chain	m/Inch	2,30/91"	2,30/91"	2,30/91"	2,30/91"	2,30/91"	2,44/96"
Discharge height*	m/Inch	0,74/29"	0,74/29"	0,74/29"	0,88/35"	0,88/35"	0,88/35"
Height bottom of chain	m/Inch	0,53/21"	0,53/21"	0,53/21"	0,66/26"	0,66/26"	0,66/26"
Width of cross conveyor chain	m/Inch	0,66/26"	0,66/26"	0,66/26"	0,66/26"	0,66/26"	0,66/26"
Net weight	kg/Lbs	5.000/11,020	5.600/12,350	5.700/12,570	6.200/13,670	6.900/15,210	6.900/15,210
Maximum load	kg/Lbs	4.500/9,920	5.000/11,020	5.000/11,020	7.300/16,090	6.600/14,550	6.600/14,550
PTO Drive		540	540	540	540	540	540
Power requirement PTO	hp (kW)	82 {60}	85 {62}	85 {62}	102 {75}	102 {75}	112 {82}
Number of auger knife positions		7	8	8	8	8	8
Number of knives mounted per auger		4	5	5	5	5	5
Wheels		400/45 L17.5				435/50 R 19.5	
Required hydraulic capacity		20 l/min., 170 bar/ 5 gallons/min., 2,500 psi					
Required tractor hydraulics		1 single acting valve					
* Top side of chain conveyor							

Solomix 2 | 2000 - 2400 | VLH - K - T



Standard features

- Cross conveyor chain at front
- Two Twin Stream augers
- Two Restrictor blades
- Bowden cable control
- Hydraulic brake system
- Wide-angle PTO shaft with 1³/₈"-6 profile
- Adjustable and reversible drawbar
- Tandem axle with four single wheels
- Wear ring
- Trioform auger knives

MODEL		2000 VLH-K-T	2400 VLH-K-T
Discharge		Chain conveyor at front	
Capacity	m³/cu.ft.	20/715	24/860
Overall length	m/Inch	7,13/281"	7,20/283"
Overall width	m/Inch	2,30/91"	2,44/96"
Overall height	m/Inch	3,04/120"	3,25/128"
Track width	m/Inch	1,87/74"	1,87/74"
Length cross conveyor chain	m/Inch	2,30/91"	2,30/91"
Discharge height*	m/Inch	0,91/36"	0,91/36"
Height bottom of chain	m/Inch	0,69/27"	0,69/27"
Width of cross conveyor chain	m/Inch	0,66/26"	0,66/26"
Net weight	kg/Lbs	7.200/15,870	7.700/16,980
Maximum load	kg/Lbs	8.800/19,400	10.000/22,050
PTO Drive		540	540
Number of auger knife positions		8	10
Number of knives mounted per auger		5	7
Power requirement PTO	hp (kW)	102 (75)	109 (80)
Wheels		295/60 R 22.5	
Required hydraulic capacity		20 l/min., 170 bar/ 5 gallons/min., 2,500 psi	
Required tractor hydraulics		1 single acting valve	
* Top side of chain conveyor			

Solomix 2 | 1200 - 2000L | VLH - C



Standard features

- Curved cross conveyor chain at front L=2.30 m/90" with side shift 35 cm/14" RHS and 25cm/10" LHS discharge (models 1200-2000)
- Curved cross conveyor chain at front L=2,5m/100" with side shift 35cm/14" RHS and 35cm/14" LHS discharge
- Two Twin Stream augers
- Two Restrictor blades
- Adjustable and reversible drawbar
- Bowden cable control
- Wide-angle PTO shaft with 1³/₈"-6 profile
- Two large single wheels
- Hydraulic brake system
- Wear ring
- Trioform auger knives

MODEL		1200 VLH-C	1500 VLH-C	1600 VLH-C	1800 VLH-C	2000 VLH-C	2000L VLH-C
Discharge		Curved cross chain conveyor at front					
Capacity	m³/cu.ft.	12/430	15/540	16/570	18/650	20/715	20/715
Overall length	m/Inch	6,19/244"	6,56/258"	6,60/260"	7,08/279"	7,14/281"	7,50/295"
Overall width	m/Inch	2,30/91"	2,30/91"	2,30/91"	2,30/91"	2,30/91"	2,54/100"
Overall height	m/Inch	2,50/98"	2,63/104"	2,76/109"	2,83/111"	3,01/119"	2,66/105"
Track width	m/Inch	1,71/67"	1,91/75"	1,91/75"	2,15/85"	2,15/85"	2,15/85"
Length cross chain conveyor	m/Inch	2,30/91"	2,30/91"	2,30/91"	2,30/91"	2,30/91"	2,54/100"
Discharge height (center position)*	m/Inch	0,99/39"	0,99/39"	0,99/39"	1,12/44"	1,12/44"	1,19/47"
Discharge height (side shifted)*	m/Inch	1,21/48"	1,21/48"	1,21/48"	1,34/53"	1,34/53"	1,43/56"
Height bottom of chain (in)	m/Inch	0,82/32"	0,82/32"	0,82/32"	0,95/37"	0,95/37"	1,02/40"
Height bottom of chain (out)	m/Inch	1,04/41"	1,04/41"	1,04/41"	1,17/46"	1,17/46"	1,26/50"
Width of cross chain conveyor	m/Inch	0,62/25"	0,62/25"	0,62/25"	0,62/25"	0,62/25"	0,62/25"
Net weight	kg/Lbs	5.000/11,020	5.600/12,350	5.700/12,570	6.200/13,670	6.900/15,210	6.900/15,210
Maximum load	kg/Lbs	4.500/9,920	5.000/11,020	5.000/11,020	7.300/16,090	6.600/14,550	6.600/14,550
PTO Drive		540	540	540	540	540	540
Power requirement PTO	hp (kW)	82 (60)	85 (62)	85 (62)	102 (75)	102 (75)	112 (82)
Number of auger knife positions		7	8	8	8	8	8
Number of knives mounted per auger		4	5	5	5	5	5
Wheels		400/45 L 17.5			435/50 R 19.5		
Required hydraulic capacity		20 l/min., 170 bar/ 5 gallons/min., 2,500 psi					
Required tractor hydraulics		1 single acting valve					
* Top side of chain conveyor							

Solomix 2 | 2000 - 2400 | VLH - C - T



Standard features

- Curved cross conveyor chain L=2.30/90" with side shift 35 cm/14" RHS and 25cm/10" LHS discharge at front
- Two Twin Stream augers
- Two Restrictor blades
- Hydraulic brake system
- Trioform auger knives
- Tandem axle with four single wheels
- Wide-angle PTO shaft with 1³/₈"-6 profile
- Adjustable and reversible drawbar
- Bowden cable control
- Wear ring

MODEL		2000 VLH-C-T	2400 VLH-C-T
Discharge		Curved cross chain conveyor at front	
Capacity	m³/cu.ft.	20/715	24/860
Overall length	m/Inch	7,13/281"a	7,20/283"
Overall width	m/Inch	2,30/91"	2,44/96"
Overall height	m/Inch	3,04/120"	3,25/128"
Track width	m/Inch	1,87/74"	1,87/74"
Length cross chain conveyor	m/Inch	2,30/91"	2,30/91"
Discharge height (center position) *	m/Inch	1,15/45"	1,15/45"
Discharge height (side shifted) *	m/Inch	1,37/54"	1,37/54"
Height bottom of belt (center position)	m/Inch	0,98/39"	0,98/39"
Height bottom of belt (side shifted)	m/Inch	1,20/47"	1,20/47"
Width of cross chain conveyor	m/Inch	0,62/25"	0,62/25"
Net weight	kg/Lbs	7.200/15,870	7.700/16,980
Maximum load	kg/Lbs	8.800/19,400	10.000/22,050
PTO Drive		540	540
Power requirement PTO	hp (kW)	102 (75)	109 (80)
Number of auger knife positions		8	10
Number of knives mounted per auger		5	7
Wheels		————— 295/60 R 22.5 —————	
Required hydraulic capacity		20 l/min., 170 bar/ 5 gallons/min., 2,500 psi	
Required tractor hydraulics		1 single acting valve	

Solomix 2 | 1200 - 1600 | ZK



Standard features

- Two side discharge doors at front on LHS and RHS
- Two Twin Stream augers
- Manual adjustable discharge chutes
- Flexible and spacious side door covers
- Two Restrictor blades
- Wide-angle PTO shaft with 1³/₈"-6 spline
- Two large single wheels
- Adjustable and reversible drawbar
- Directly operated by tractor hydraulics
- Hydraulic brakes
- Wear ring
- Trioform auger knives

MODEL		1200 ZK	1400 ZK	1500 ZK	1600 ZK
Discharge			Two side discharge doors at front		
Capacity	m ³ /cu.ft.	12/430	14/500	15/540	16/570
Overall length	m/Inch	6,05/238"	6,07/239"	6,36/250"	6,40/252"
Overall width	m/Inch	2,24/88"	2,24/88"	2,33/92"	2,32/91"
Overall height	m/Inch	2,50/98"	2,74/108"	2,64/104"	2,77/109"
Track width	m/Inch	1,71/67"	1,81/71"	1,91/75"	1,91/75"
Discharge height*	m/Inch	0,82/32"	0,82/32"	0,82/32"	0,82/32"
Width of discharge door	m/Inch	0,92/36"	0,92/36"	0,92/36"	0,92/36"
Net weight	kg/Lbs	4.940/10,890	5.100/11,240	5.300/11,680	5.400/11,900
Maximum load	kg/Lbs	4.500/9,920	4.500/9,920	5.000/11,020	5.000/11,020
PTO Drive		540	540	540	540
Power requirement PTO	hp (kW)	82 (60)	82 (60)	85 (62)	85 (62)
Number of auger knife positions		7	8	8	8
Number of knives mounted per auger		4	5	5	5
Wheels (2x)		400/45 L17.5 (2x)			
Required hydraulic capacity		20 l/min., 170 bar/ 5 gallons/min., 2,500 psi			
Required tractor hydraulics		2 double acting valves			

* height of bottom of tub ** Warning: Side door will rise 27cm/10.6" (1200 ZK) respectively 13 cm/5.1" (1500 ZK) above the tub when completely opened.

Solomix 2 | 1800 - 2400L | ZK



Standard features

- Two side discharge doors at front on LHS and RHS
- Two Twin Stream augers
- Manual adjustable discharge chutes
- Flexible and spacious side door covers
- Two Restrictor blades
- Wide-angle PTO shaft with 1³/₈"-6 spline (1800-2000L)
- Wide-angle PTO shaft with 1 3/4" 20-spline (2400L)
- Two large single wheels
- Adjustable and reversible drawbar
- Directly operated by tractor hydraulics
- Hydraulic brakes
- Wear ring
- Trioform auger knives
- Reduction gearbox with cooling system for 2400L ZKX
- Two double wheels for the 2400L ZKX

MODEL		1800 ZK	2000 ZK	2000L ZK	2400L ZKX
Discharge		Two side discharge doors at front			
Capacity	m ³ /cu.ft.	18/650	20/715	20/715	24/860
Overall length	m/Inch	6,86/270"	6,93/273"	7,28/287"	7,37/290"
Overall width	m/Inch	2,46/97"	2,46/97"	2,69/106"	2,74/108"
Overall height	m/Inch	2,83/111"	3,00/118"	2,66/105"	3,02/119"
Track width	m/Inch	2,14/84"	2,15/85"	2,14/84"	2,41/95"
Discharge height*	m/Inch	0,95/37"	0,95/37"	0,95/37"	0,97/38"
Width of discharge door	m/Inch	0,90/36"	0,90/36"	0,90/36"	0,90/36"
Net weight	kg/Lbs	6.000/13,230	6.600/14,550	6.700/14,770	8.200/18,080
Maximum load	kg/Lbs	7.500/16,530	6.900/15,210	6.800/14,990	7.800/17,200
PTO Drive		540	540	540	1.000
Power requirement PTO	hp (kW)	102 (75)	102 (75)	112 (82)	120 (88)
Number of auger knife positions		8	8	8	10
Number of knives mounted per auger		5	5	5	7
Wheels (2x)		435/50 R 19.5 (2x) 275/70 R 22.5 (4x)			
Required hydraulic capacity		20 l/min., 170 bar/ 5 gallons/min., 2,500 psi			
Required tractor hydraulics		2 double acting valves			

* height of bottom of tub ** Warning: Side door will rise 7cm/2.8" (1800 ZK) respectively 23 cm/9" (2000L ZK) above the tub when completely opened.

Solomix 2 | 2000 - 3200 | ZK-T - ZKX-T



Standard features

- Two side discharge doors at front on LHS and RHS
- Manual adjustable discharge chutes
- Flexible and spacious side door covers
- Wide-angle PTO shaft
- Adjustable and reversible drawbar
- Tandem axle with four large single wheels
- Two (2000 - 2400L) or four (2800 - 3200) restrictor blades
- 1,000 RPM Reduction gearbox standard for models 2400L - 3200 (with cooling for 2400L and 2800)
- Trioform auger knives
- Two Twin Stream augers
- Hydraulic brakes
- Directly operated by tractor hydraulics
- Wear ring

MODEL		2000 ZK-T	2400 ZK-T	2400L ZKX-T	2800 ZKX-T	3200 ZKX-T
Discharge		Two side discharge doors at front				
Capacity	m ³ /cu.ft.	20/715	24/860	24/860	28/1,000	32/1,150
Overall length	m/Inch	6,92/272"	6,98/275"	7,37/290"	7,50/295"	7,93/312"
Overall width	m/Inch	2,46/97"	2,50/98"	2,74/108"	2,75/108"	2,95/116"
Overall height	m/Inch	3,04/120"	3,25/128"	3,00/118"	3,42/135"	3,42/135"
Track width	m/Inch	1,87/87"	1,87/87"	2,00/79"	2,20/87"	2,20/87"
Discharge height*	m/Inch	0,99/39"	0,99/39"	1,02/40"	1,18/46"	1,18/46"
Width of discharge door	m/Inch	0,92/36"	0,92/36"	0,92/36"	0,92/36"	0,92/36"
Net weight	kg/Lbs	7.000/15,430	7.550/16,640	8.550/18,850	10.150/22,380	11.000/24,250
Maximum load	kg/Lbs	9.000/19,840	10.000/22,050	10.000/22,050	11.000/24,250	11.000/24,250
Number of auger knife positions		8	10	10	12	12
Number of knives mounted per auger		5	7	7	9	9
PTO Drive		540	540	1.000	1.000	1.000
Power requirement PTO	hp (kW)	102 (75)	109 (80)]	120 (88)	130 (95)	150 (110)
Wheels (4 x)		295/60 R 22.5 435/50 R 19.5 385/65 R22,5				
Required hydraulic capacity		20 l/min., 170 bar/ 5 gallons/min., 2,500 psi				
Required tractor hydraulics		2 double acting valves				

* height of bottom of tub

Solomix P2 | 1200 - 2400 | ZK - T



Standard features

- Mechanically driven (by V-belts) strawbedder at front
- Two Twin Stream augers
- Two manual restrictor blades
- Manual adjustable discharge chutes
- Electric operation
- Two wide single wheels (1200 - 2000)
- With hydraulic brakes
- 2 side discharge doors with rounded edges for better discharge at front
- Low blower pipe for spreading up to 25m/80'
- Constant velocity PTO shaft
- Right, left or dual discharge
- Flexible and spacious side door covers
- Wear ring
- Tandem axle with single wheels (2400)
- Trioform auger knives
- Adjustable and reversible drawbar

MODEL		1200 ZK	1600 ZK	1800 ZK	2000 ZK	2400 ZK-T
Discharge		Two side discharge doors at front				
Capacity	m ³ /cu.ft.	12/430	16/570	18/650	20/715	24/860
Overall length	m/Inch	6,32/249	6,74/265"	7,22/284"	7,51/296"	7,56/298"
Overall width	m/Inch	2,24"/88"	2,33/92"	2,46/97"	2,46/97"	2,50/98"
Overall height	m/Inch	2,50"/98"***	2,77/109"	2,81/111"	3,00/118"	3,25/128"
Overall height straw blower***	m/Inch	2,72/107"		2,87/113"		
Track width	m/Inch	1,73/68"	1,93/76"	2,15/85"	2,15/85"	1,87/74"
Discharge height*	m/Inch	0,82/32"	0,83/33"	0,93/37"	0,96/38"	0,99/39"
Width of discharge door	m/Inch	0,92/36"	0,92/36"	0,92/36"	0,92/36"	0,92/36"
Net weight	kg/Lbs	5.425/11,960	6.175/13,610	6.425/14,160	7.075/15,600	7.975/17,580
Maximum load	kg/Lbs	4.500/9,920	5.000/11,020	7.000/15,430	7.000/15,430	10.000/22,050
PTO Drive		540	540	540	540	540
Power requirement PTO	hp (kW)	82 (60)	85 (62)	102 (75)	102 (75)	109 (80)
Number of auger knife positions		7	8	8	8	10
Number of knives mounted per auger		4	5	5	5	7
Wheels		— 400/45 L 17,5 (2x) — 435/50 R 19.5 (2x) — 295/65 R 22.5 (4x)				
Required hydraulic capacity		20 l/min., 170 bar/ 5 gallons/min., 2,500 psi				
Required tractor hydraulics		1 single acting valve				

* Height of bottom of tub ** Warning: side door will rise 27cm/10.6" above the tub when completely opened

*** Warning: straw blower rises above the tub

Solomix 2 | 2400L - 3200 | VLX - B - T



Standard features

- Wide cross conveyor belt at front L=2,9m/114" for discharge at both sides
- Directly operated by tractor hydraulics
- Hydraulic brake system with parking brake
- Trioform auger knives
- Two (2400L) or four (2800 / 3200) restrictor blades
- Wide-angle PTO-shaft with shearbolt (2400L / 2800 and machines with shifttronic) or with overload clutch (3200) (1 3/4"-20 tractor connection)
- Adjustable and reversible drawbar (2400L)
- Adjustable low drawbar (2800 / 3200)
- Reduction gearbox standard (with cooling system for 2400L / 2800)
- Pre-mix rear door without activation kit standard on the models 2800 / 3200
- Two Heavy Duty Twin stream augers
- Tandem axle with four single wheels
- Wear ring

MODEL		2400L VLX-B-T	2800 VLX-B-T	3200 VLX-B-T
Discharge		Cross conveyor belt at front		
Capacity	m³/cu.ft.	24/860	28/1,000	32/1,150
Overall length	m/Inch	8,13/320"	8,20/323"	8,63/340"
Width excl. conveyor	m/Inch	2,66/105"	2,68/106"	2,80/110"
Width incl. conveyor	m/Inch	2,90/114"	2,90/114"	2,90/114"
Overall height	m/Inch	3,00/118"	3,42/135"	3,42/135"
Track width	m/Inch	2,00/79"	2,20/87"	2,20/87"
Discharge height*	m/Inch	0,88/35"	1,06/42"	1,06/42"
Width of cross conveyor belt	m/Inch	1,00/40"	1,00/40"	1,00/40"
Net weight	kg/Lbs	9.650/21,270	11.600/25,570	12.200/26,900
Maximum load	kg/Lbs	8.800/19,400	10.400/22,930	11.400/25,130
PTO Drive (1¾"-20)		1.000	1.000	1.000
Number of auger knife positions		10	12	12
Number of knives mounted per auger		7	9	9
Power requirement PTO	hp (kW)	120 (88)	130 (95)	150 (110)
Wheels (4 x)		435/50 R 19.5	385/65 R 22.5	
Required hydraulic capacity		20 l/min., 170 bar/ 5 gallons/min., 2,500 psi		
Required tractor hydraulics		2 double acting valves		
* Height of top of belt				

Solomix 2 | 2400L - 3200 | VLX - K - T



Standard features

- Wide cross conveyor chain at front L=2,9m/114" for discharge at both sides
- Tandem axle with four single wheels
- Directly operated by tractor hydraulics
- Hydraulic brake system with parking brake
- Two (2400L) or four (2800 / 3200) restrictor blades
- Wide-angle PTO-shaft with shearbolt (2400L / 2800 and machines with shifttronic) or with overload clutch (3200) (1 3/4"-20 tractor connection)
- Adjustable and reversible drawbar (2400L)
- Adjustable low drawbar (2800 / 3200)
- Reduction gearbox standard (with cooling system for 2400L / 2800)
- Pre-mix rear door without activation kit standard on the models 2800 / 3200
- Two Heavy Duty Twin stream augers
- Wear ring
- Trioform auger knives

MODEL		2400L VLX-K-T	2800 VLX-K-T	3200 VLX-K-T
Discharge			Chain conveyor at front	
Capacity	m³/cu.ft.	24/860	28/1,000	32/1,150
Overall length	m/Inch	8,13/320"	8,20/323"	8,63/340"
Width excl. conveyor	m/Inch	2,68/105"	2,69/106"	2,80/110"
Width incl. conveyor	m/Inch	2,98/117"	2,95/116"	2,98/117"
Overall height	m/Inch	3,00/118"	3,42/135"	3,44/135"
Track width	m/Inch	2,00/79"	2,20/87"	2,20/87"
Discharge height*	m/Inch	0,88/35"	1,05/41"	1,05/41"
Width of chain conveyor	m/Inch	1,00/40"	1,00/40"	1,00/40"
Net weight	kg/Lbs	9.650/21,270	11.600/25,570	12.200/26,900
Maximum load	kg/Lbs	8.800/19,400	10.400/22,930	11.400/25,130
Number of auger knife positions		10	12	12
Number of knives mounted per auger		7	9	9
Power requirement PTO	hp (kW)	120 (88)	130 (95)	150 (110)
Wheels (4 x)		435/50 R 19.5	385/65 R 22.5	
Required hydraulic capacity		20 l/min., 170 bar/ 5 gallons/min., 2,500 psi		
Required tractor hydraulics		2 double acting valves		

Trioliet feeding technology | since 1950

Trioliet Mullos BV

Hinmanweg 19
7575 BE Oldenzaal
The Netherlands

T +31 541 - 57 21 21
F +31 541 - 57 21 25

info@trioliet.com
www.trioliet.com



WWW.TRIOLIET.COM

Trioliet. Invents for you.

